

OPEN LETTER

Open Access

Avianbase: a community resource for bird genomics

Lél Eöry^{1*}, M Thomas P Gilbert^{2,3}, Cai Li^{2,4}, Bo Li^{2,4,5}, Alan Archibald¹, Bronwen L Aken^{6,7}, Guojie Zhang^{4,8}, Erich Jarvis⁹, Paul Flicek^{6,7} and David W Burt¹

Abstract

Giving access to sequence and annotation data for genome assemblies is important because, while facilitating research, it places both assembly and annotation quality under scrutiny, resulting in improvements to both. Therefore we announce Avianbase, a resource for bird genomics, which provides access to data released by the Avian Phylogenomics Consortium.

Access to complete genome sequences provides the first step towards the understanding of the biology of organisms. It is the template that underpins the phenotypic characteristics of individuals and ultimately separates species due to the accumulation and fixation of mutations over evolutionary timescales. In terms of the available genomic datasets for species, birds, as our more distant relatives, have been historically underrepresented. The high cost of sequencing and annotation in the past led to a bias towards accumulating data for species that are either established model organisms or economically significant (that is, chicken, turkey and duck, representing two sister orders within the Galloanseriformes clade from the large and diverse phylogeny of birds). The recent release of genome assemblies and initial predictions of protein-coding genes [1-4] for 44 bird species, including representatives from all major branches of the bird phylogeny, is, therefore, highly significant.

One of the major challenges with the release of this number of newly sequenced genomes and the many more to come [5] is how to make these available to the various research communities in a way that supports basic research. Providing access to the sequences and initial

annotations in the format of text files will limit the potential usage of the data as they require significant resources, including bioinformatics personnel and computer infrastructure in place to access and mine - for example, searching for genes belonging to certain protein families or searching for orthologous genes. These overheads pose a serious bottleneck that can hinder research and requires concerted action by the relevant research communities.

Once genomes are submitted to public databases, genome-wide annotations are frequently generated and released either via the Ensembl project [6] or by the National Center for Biotechnology Information [7] and sequence and annotation are then made visually available online in integrated views via the Ensembl or the University of California Santa Cruz (UCSC) genome browsers [8]. These systems provide search facilities, sequence alignment tools like BLAT/BLAST and various analysis tools to facilitate subsetting and computational retrieval of the data, including UCSC's Table Browser or Ensembl's Perl and REST APIs and BioMart system.

While these systems have become almost indispensable for research, not all sequenced genomes are annotated and displayed in genome browsers. Full genome annotation remains time consuming and resource intensive: a full evidence-based Ensembl genebuild takes approximately 4 months. Thus, the list of species represented is currently limited and depends on various factors, including the completeness of the assembled genome sequence and the overall demand in the scientific community for the resources, including whether the species is a model organism (for example, human or mouse), economically important (for example, farmed animals) or of specific phylogenetic interest. Many of the recently sequenced bird genomes do not obviously fall within these categories.

* Correspondence: lel.eory@roslin.ed.ac.uk

¹Department of Genomics and Genetics, The Roslin Institute and Royal (Dick) School of Veterinary Studies, University of Edinburgh, Easter Bush Campus, Midlothian EH25 9RG, UK

Full list of author information is available at the end of the article

Bird genomics resource using Ensembl infrastructure

In order to support bird genomics by making the sequence and gene predictions generated by the Avian Phylogenomics Consortium (APC) more broadly available, as well as to support the research and conclusions in the published companion papers, we decided to make the initial data available within the Ensembl framework. We chose to use Ensembl for many reasons. First, Ensembl's open-access data model and open-source software infrastructure make it possible to reuse their data and employ their source code for our purposes with minimal customizations. The software infrastructure includes various analysis pipelines and implements the genome browser interface with its unique tool-set. Second, the eHive analysis workflow management system [9] developed by the Ensembl team provides support for various computer infrastructures and greatly simplifies the tasks related to job management. Third, Ensembl runs a two tier user support system that quickly and efficiently resolves, beside many things, system-related problems via

email to its helpdesk or through access to its developers through a dedicated mailing list. Finally, the modular design of the existing software infrastructure makes it possible to extend the analysis pipelines with new software or to create pipelines for new data types, to provide services matching the available data and/or computer infrastructure, and most importantly to scale-up data loading and analyses to a multispecies level.

Here we provide Avianbase, an Ensembl-based resource that is primarily built by and for the bird research communities to share and improve the existing data and annotation made available by the consortium. In its current form this Ensembl instance provides unique access to 44 newly sequenced bird genomes (Figure 1). The data include the genome assemblies generated by BGI, full repeat annotations using dustmasker [10], tandem repeat finder [11], homology-based repeat identification with RepeatMasker [12] and *de novo* repeat identification with RepeatModeler [13] as well as GeneWise [14] gene predictions created by the BGI and based on a set of selected transcripts from the chicken, zebra finch and human Ensembl genebuilds





















NATIONAL AVIAN RESEARCH FACILITY | BLAST/BLAT | Tools | Downloads | Help & Documentation

Search: for

Browse a genome

The Avianbase Project is an initiative led by the Roslin Institute in collaboration with the Avian Phylogenomics Consortium and Ensembl to make the initial sequence and annotation available for 44 bird species within the Ensembl framework.

Example genomes from the Avian Genome Consortium

 Rifleman	 Bar-tailed trogon
 Emperor penguin	 Royal crane
 Rhinoceros hornbill	 Anna's hummingbird
 Chuck-wills-widow	 Red-legged seriema
 Turkey vulture	 Chimney swift
 Killdeer	 Houbara bustard
 Speckled mousebird	 Rock pigeon
 American crow	 Common cuckoo
 Little egret	 Sunbittern
 Peregrine falcon	 Northern fulmar

The Avianbase Project

The Avianbase Project is using the Ensembl infrastructure to share data brought together by the Avian Phylogenomics Consortium (as part of the Avian Genome Consortium) for 44 birds. The genome sequences, except for budgerigar and bald eagle, were sequenced by the BGI. Genome annotations were also generated by BGI using GeneWise based on a selection of Ensembl transcripts for chicken, zebra finch and human. Further informations on the data/annotation can be found in the papers referenced below.

Data

The data types and sources made available here are as follows:

- Genome sequences - generated by BGI
- Gene annotations (gene, transcript and peptide information) - generated by BGI
- Repeat annotations (dustmasker, tandem repeat finder, RepeatMasker and RepeatModeler) - generated at the Roslin Institute

References

- Jarvis ED, Mirarab S, Aberer AJ, Li B, Houde P, Li C, Ho SYW, Faircloth BC, Nabholz B, Howard JT, Suh A, Weber CC, da Fonseca RR, Li J, Zhang F, Li H, Zhou L, Narula Z, Liu L, Ganapathy G, Boussau B, Bayzid S, Zavidovych V, Subramanian S, Gabaldón T, Capella-Gutiérrez S, Huerta-Cepas J, Rekepalli B, Munch K, Schierup M, et al.: *Whole Genome Analyses Resolve Early Branches in the Tree of Life of Modern Birds*. Science, in press.
- Zhang G, Li C, Li Q, Li B, Larkin DM, Lee C, Storz JF, Antunes A, Greenwold MJ, Meredith RW, Odeen A, Cui J, Zhou Q, Xu L, Pan H, Wang Z, Jin L, Zhang P, Hu H, Yang W, Hu J, Xiao J, Yang Z, Liu Y, Xie Q, Yu H, Lian J, Wen P, Zhang F, Li H et al.: *Comparative Genomics Reveals Insights into Avian Genome Evolution and Adaptation*. Science, in press
- Zhang G, Li B, Li C, Gilbert MTP, Jarvis E, The Avian Genome Consortium, Wang J (2014): *The avian phylogenomic project data*. *GigaScience Database*. <http://dx.doi.org/10.5524/101000>

Figure 1 Avianbase: genome portal for bird genomics using the Ensembl infrastructure.

[1-4] (Figure 2). We also include within Avianbase a mirror of four relevant Ensembl core databases: chicken, turkey, duck and zebra finch, as some of these birds served as templates for the gene predictions and also because this set of 48 birds is the subject of the research described in many of the companion papers to the main APC papers [1,2]. In addition to providing visual displays of the sequences, gene models, transcripts and translations, we also provide indexed search facilities for these birds and BLAST access to the genomic data as well as links to the original data files [15]. Users can also upload and display their own data along with the default annotations. Future support for data mining and analysis is also planned by allowing access to the data via BioMart or via the Perl API and we are actively considering how to provide these options.

Conclusions

Although at present the sequence data and annotations available on our site are limited to what was released by the APC, our bird portal can serve as a medium to support avian research in many ways.

One of our aims is to use this broad sample of available bird genomes to generate an improved functional map of selectively constrained sites for bird genomes in a genome-wide manner and in a functional category-independent way. This map will greatly improve our ability to link causative variants with genomic locations and so link certain genotypes with observed phenotypes. In the past, detailed maps of this kind were only available for mammals [16] and now we have the opportunity to greatly enhance avian research, especially for species for which variation data are already available (see, for example, [17]).

Our bird portal can be tailored to the needs of the individual bird research communities. It can list available resources and support collaboration within and between research teams by providing and sharing data that can be used to improve the assembly (resequencing projects) or the annotation (variation and transcriptome data) for the genome of interest. We encourage these communities to contact us (avianbase@ed.ac.uk) and suggest ways for improvements that can benefit their research.

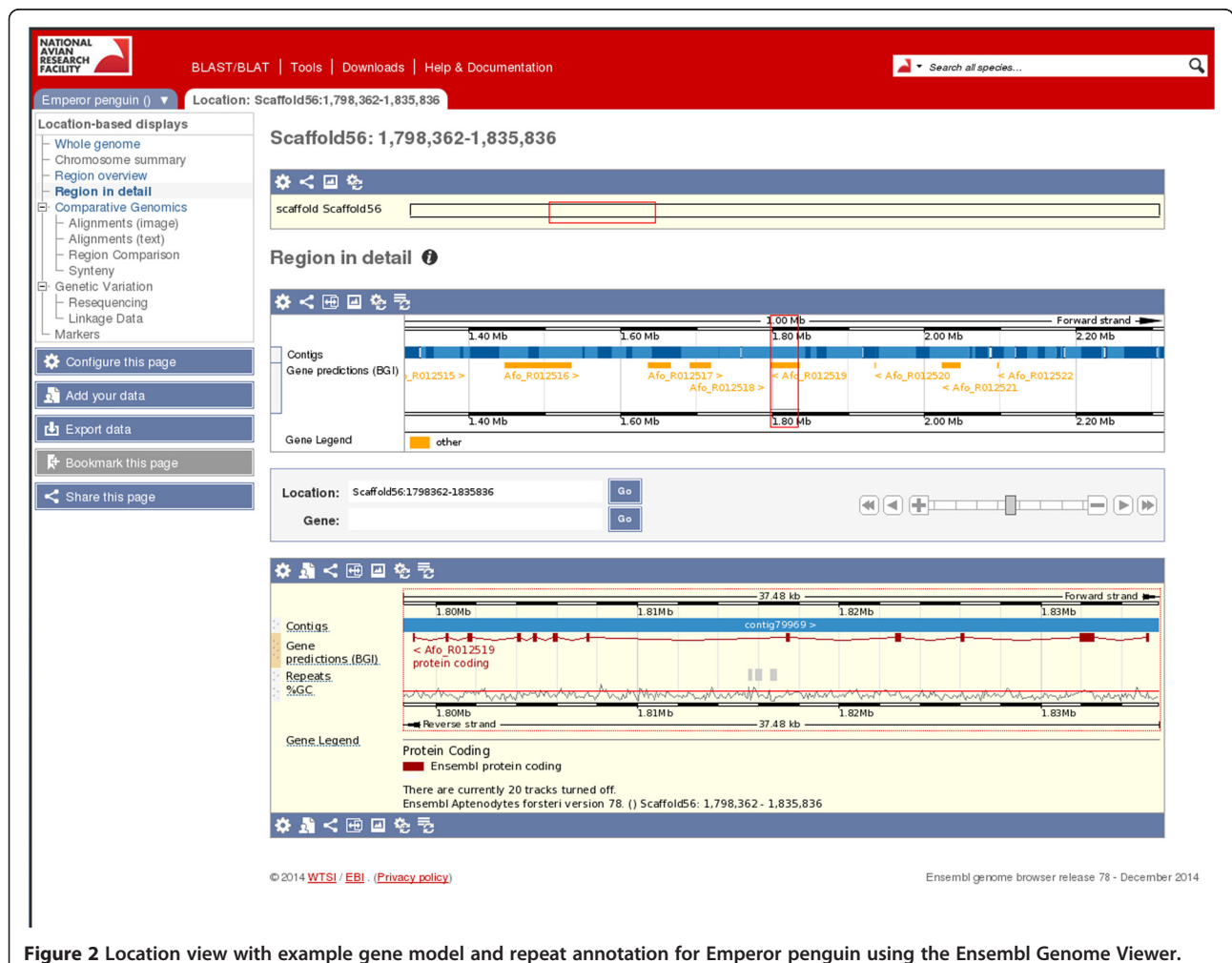


Figure 2 Location view with example gene model and repeat annotation for Emperor penguin using the Ensembl Genome Viewer.

Avianbase, our Ensembl-based bird resource, is available at <http://avianbase.narf.ac.uk> and is hosted within the National Avian Research Facility (NARF), UK [18], which aims to support the study of avian biology, genetics, infection and disease.

Abbreviations

APC: Avian Phylogenomics Consortium; NARF: National Avian Research Facility; UCSC: University of California Santa Cruz.

Competing interests

The authors declare that they have no competing interests.

Acknowledgements

LE, DWB and AA acknowledge funding from BBSRC (BB/1025328/1, BB/1025506/1, BB/1025360/2 and Institute Strategic Programme grants to Roslin) and from Roslin Institute Capital Funds towards the compute infrastructure to host Avianbase. PF and BLA were funded by BBSRC (BB/1025506/1 and BB/1025360/2), Wellcome Trust (WT095908 and WT098051) and the European Molecular Biology Laboratory. Illustrations of the birds used as thumbnails were kindly provided by Professor Jon Fjeldså from the Natural History Museum of Denmark. NARF web design was created by Gordon MacPherson. LE attended a 'Geek for a Week' programme with the Ensembl team.

Author details

¹Department of Genomics and Genetics, The Roslin Institute and Royal (Dick) School of Veterinary Studies, University of Edinburgh, Easter Bush Campus, Midlothian EH25 9RG, UK. ²Centre for GeoGenetics, Natural History Museum of Denmark, University of Copenhagen, Øster Voldgade 5-7, 1350 Copenhagen, Denmark. ³Trace and Environmental DNA Laboratory, Department of Environment and Agriculture, Curtin University, Perth, Western Australia 6102, Australia. ⁴China National GeneBank, BGI-Shenzhen, Shenzhen 518083, China. ⁵College of Medicine and Forensics, Xi'an Jiaotong University, Xi'an 710061, China. ⁶European Molecular Biology Laboratory, European Bioinformatics Institute, Wellcome Trust Genome Campus, Hinxton, Cambridge CB10 1SD, UK. ⁷Wellcome Trust Sanger Institute, Wellcome Trust Genome Campus, Hinxton, Cambridge CB10 1SA, UK. ⁸Center for Social Evolution, Department of Biology, University of Copenhagen, Universitetsparken 15, Copenhagen DK-2100, Denmark. ⁹Department of Neurobiology, Howard Hughes Medical Institute and Duke University Medical Center, Durham, NC 27710, USA.

Published online: 29 January 2015

References

- Jarvis ED, Mirarab S, Aberer AJ, Li B, Houde P, Li C, et al. Whole-genome analyses resolve early branches in the tree of life of modern birds. *Science*. 2014;346:1320–31.
- Zhang G, Li C, Li Q, Li B, Larkin DM, Lee C, et al. Comparative genomics reveals insights into avian genome evolution and adaptation. *Science*. 2014;346:1311–20.
- Jarvis ED, Mirarab S, Aberer AJ, Li B, Houde P, Li C, et al. Phylogenomic analyses data of the Avian Phylogenomics Project. *GigaScience*. 2014. <http://dx.doi.org/10.5524/101041>. Accessed 13 January 2015.
- Zhang G, Li B, Li C, Gilbert MPT, Jarvis ED, Wang J. Comparative genomic data of the Avian Phylogenomics Project. *GigaScience*. 2014. doi:10.1186/2047-217x-3-26. Accessed 13 January 2015.
- Genome 10 K Community of Scientists. Genome 10 K: a proposal to obtain whole-genome sequence for 10,000 vertebrate species. *J Hered*. 2009;100:659–74.
- Flicek P, Amodè MR, Barrell D, Beal K, Billis K, Brent S, et al. Ensembl 2014. *Nucleic Acids Res*. 2014;42(Database issue):D749–55.
- Kitts P. Genome assembly and annotation process. In: McEntyre J, Ostell J, editors. *The NCBI handbook*. Bethesda, MD National Center for Biotechnology Information (US); 2002 (updated 2003). <http://www.ncbi.nlm.nih.gov/books/NBK21086/>. Accessed 11 December 2014.
- Karolchik D, Barber GP, Casper J, Clawson H, Cline MS, Diekhans M, et al. The UCSC Genome Browser database: 2014 update. *Nucleic Acids Res*. 2014;42(Database issue), D76470.
- Severin J, Beal K, Vilella AJ, Fitzgerald S, Schuster M, Gordon L, et al. eHive: an artificial intelligence workflow system for genomic analysis. *BMC Bioinformatics*. 2010;11:240.
- Camacho C, Madden T, Ma N, Tao T, Agarwala A, Morgulis A. BLAST command line applications user manual. In: *BLAST® Help*. Bethesda, MD: National Center for Biotechnology Information (US); 2008 (updated 2014). <http://www.ncbi.nlm.nih.gov/books/NBK1763/>. Accessed 11 December 2014.
- Benson G. Tandem repeats finder: a program to analyze DNA sequences. *Nucleic Acids Res*. 1999;27:573–80.
- Smit AFA, Hubley R, Green P. RepeatMasker Open-3.0. 1996-2010. <http://www.repeatmasker.org>. Accessed 11 December 2014.
- Smit AFA, Hubley R. RepeatModeler Open-1.0. 2008-2010. <http://www.repeatmasker.org>. Accessed 11 December 2014.
- Birney E, Clamp M, Durbin R. GeneWise and genomewise. *Genome Res*. 2004;14:988–95.
- Phylogenomics analysis of birds. <http://phybirds.genomics.org.cn>. Accessed 11 December 2014.
- Lindblad-Toh K, Garber M, Zuk O, Lin MF, Parker BJ, Washietl S, et al. A high-resolution map of human evolutionary constraint using 29 mammals. *Nature*. 2011;478:476–82.
- Rubin C-J, Zody MC, Eriksson J, Meadows JRS, Sherwood E, Webster MT, et al. Whole-genome resequencing reveals loci under selection during chicken domestication. *Nature*. 2010;464:587–91.
- National Avian Research Facility, University of Edinburgh. 2015. <http://www.narf.ac.uk/>. Accessed 13 January 2015.

Submit your next manuscript to BioMed Central and take full advantage of:

- Convenient online submission
- Thorough peer review
- No space constraints or color figure charges
- Immediate publication on acceptance
- Inclusion in PubMed, CAS, Scopus and Google Scholar
- Research which is freely available for redistribution

Submit your manuscript at
www.biomedcentral.com/submit

